


Accent
Façade
Parking
Roadway
Security
Signage



Specifications



CONSTRUCTION	Precision die-cast aluminum construction. All exposed hardware is stainless steel. Injection-molded triple-finger silicone gasket.
ELECTRICAL	Integral heat sink ensures cool operation. Contractor-friendly design with integral cable permitting easy, hands-free wiring.
OPTICS	Hinged door frame with clear tempered glass lens. Multi-faceted reflector system provides uniform distribution. Meets IESNA cutoff criteria in 0° position.
MOUNTING	The GeoMatrixx can be surface mounted in various positions. Use it as a cutoff wallpack or tip it up 22.5° for forward throw with semi-cutoff or 45° for floodlighting. Complete with a UL-Approved mounting box rated for 90°C supply wire with integral bubble level.
FINISH	Polyester powder coat, electrostatically applied, which is preceded by a five step pre-treatment process. Duraplex IIdark bronze polyester powder finish is standard. A varitey of designer finishes are also available, consult factory.
LISTINGS	UL/cUL 1598 listed, suitable for wet locations.
WARRANTY	Mechanical, finish and electrical shall be covered by a limited 1-year warranty. See terms and conditions for details.



Some luminaires use fluorescent or high intensity discharge (HID) lamps that contain small amounts of mercury. Such lamps are labeled 'Contain Mercury' and/or with the symbol 'Hg'. Lamps that contain mercury must be disposed of in accordance with local requirements. Information regarding lamp recycle and disposal can be found at www.lamprecycle.org.

PROJECT
FIXTURE TYPE
CATALOG#

1611 Clovis R. Barker Road
San Marcos, Texas 78666
Toll Free Phone: (800) 545-1326
Fax: (866) 713-6002
www.qualitylighting.com
e-mail: Quality.Info@Philips.com

GXSW

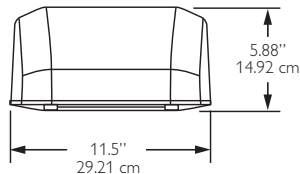
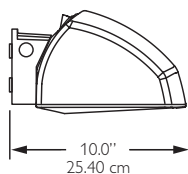
ORDERING EXAMPLE GXSW100NLXTSA1

ORDERING INFORMATION

SERIES	WATTAGE	SOURCE	OPTIONS	FINISH	VOLTAGE	ACCESSORIES
<input type="text"/>	<input type="text"/>	<input type="text"/>	<input type="text"/>	<input type="text"/>	<input type="text"/>	<input type="text"/>
GXSW	70	NLX	L	BLANK ¹	1	WMAS
	100	HFL		BLK	8	GSSHIELD
	150			WHW		P150A
				SL		P150F
	42			GA		
				TM		
				CL		
				LS		
				BRW		

SERIES	WATTAGE	LAMP SOURCE	OPTIONS	FINISH	VOLTAGE	ACCESSORIES
<input type="checkbox"/> GXSW	NLX <input type="checkbox"/> 70 (BD17) <input type="checkbox"/> 100 (BD17) <input type="checkbox"/> 150 (BD17) HFL <input type="checkbox"/> 42 (PL-T)	<input type="checkbox"/> NLX High Pressure Sodium NPF, 120 V only <input type="checkbox"/> HFL Compact Fluorescent	<input type="checkbox"/> L Lamp Included	<input type="checkbox"/> BLANK ¹ <input type="checkbox"/> BLK Textured Black <input type="checkbox"/> WHW Textured White <input type="checkbox"/> SL Slate <input type="checkbox"/> GA Galvanite <input type="checkbox"/> TM Dark Titanium <input type="checkbox"/> CL Clay <input type="checkbox"/> LS Limestone <input type="checkbox"/> BRW Textured Bronze	<input type="checkbox"/> 1 120 <input type="checkbox"/> 8 120-277	<input type="checkbox"/> WMAS Wall Mounting Adaptor for retrofit applications <input type="checkbox"/> GSSHIELD Vandal Shield <input type="checkbox"/> P150A Photocell (120V) <input type="checkbox"/> P150F Multitap Photocell (120-277V)
Notes: 1) Standard finish is bronze. Leave blank to specify.						

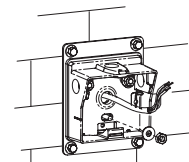
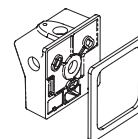
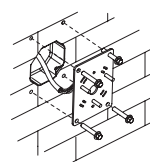
DIMENSIONS




Weight: 13.5 lbs 6.1 kgs

WMAS

Wall Mounting Adaptor for retrofit applications



Standard mounting box for GXSW
(provided with fixture)



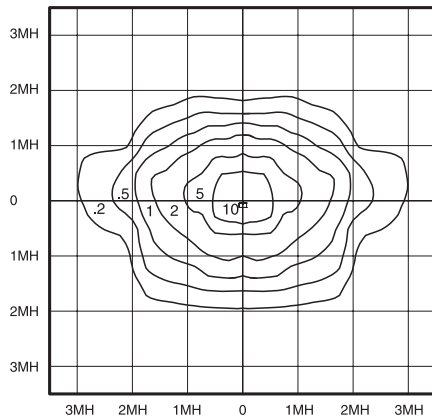
PROJECT
FIXTURE TYPE
CATALOG#

1611 Clovis R. Barker Road
San Marcos, Texas 78666
Toll Free Phone: (800) 545-1326
Fax: (866) 713-6002
www.qualitylighting.com
e-mail: Quality.Info@Philips.com

GXSW

PHOTOMETRIC DATA

150 Watt High Pressure Sodium, 0°



150 Watt High Pressure Sodium, 22.5°

